



## ACCESS BLOOMFIELD INDUSTRIES TECHNICAL INFORMATION ON EM-WEB

1. Website URL is <http://www.wellsbloomfield.com>
2. From the Wells Bloomfield welcome screen, click ...  or [Bloomfield Home Page](#)
3. From the Welcome to Bloomfield Industries screen, click on [Technical Literature on EM-Web](#)


EM Web will open in a new window.

Note: Because you are entering on a "guest" password, only the "General Search" feature may be accessed using this link.



4. Click on  [General Search](#) from the icons on the left side of the screen.
5. From the [Manufacturer](#) drop down menu (upper left corner), select [Wells\\*](#).
6. From the Wells screen, you can:

- a. Select a specific model from the [Models](#) drop-down menu.

For a specific model, you can:

- i. View and/or print the entire Operation Manual by clicking .... 
- ii. View installation information by clicking ..... [Installation](#)
- iii. View operational procedures by clicking ..... [Operation](#)
- iv. View exploded views and part numbers by clicking .... [Parts](#)
- v. View servicing instructions by clicking ..... [Service](#)
- vi. View additional topics by clicking ..... [General Information](#)

Note: the radio button  changes to  for the selected item.

- b. View Warranty Information by clicking ... 
- c. View Service Bulletins by clicking ... 
- d. View information for a specific part by entering the part number in the

[Part # Lookup](#) window and clicking ... 

Note: *Part # Lookup* is really designed for use by paying subscribers, and is of limited use on this link.

When you are finished, simply close the window. There is no need to logout.