




ACCESS WELLS MANUFACTURING TECHNICAL INFORMATION ON EM-WEB


1. Website URL is <http://www.wellsbloomfield.com>

2. From the Wells Bloomfield welcome screen, click  or 

3. From the Welcome to Wells Manufacturing screen, click on 

EM Web will open in a new window.

Note: Because you are entering on a "guest" password, only the "General Search" feature may be accessed using this link.

4. Click on  General Search from the icons on the left side of the screen.

5. From the Manufacturer drop down menu (upper left corner), select Wells*.

6. From the Wells screen, you can:

a. Select a specific model from the Models drop-down menu.

For a specific model, you can:

i. View and/or print the entire Operation Manual by clicking 

ii. View installation information by clicking Installation

iii. View operational procedures by clicking Operation

iv. View exploded views and part numbers by clicking Parts

v. View servicing instructions by clicking Service

vi. View additional topics by clicking General Information

Note: the radio button changes to for the selected item.

b. View Warranty Information by clicking ... 

c. View Service Bulletins by clicking ... 

d. View information for a specific part by entering the part number in the

Part # Lookup window and clicking ... 

Note: *Part # Lookup* is really designed for use by paying subscribers, and is of limited use on this link.

When you are finished, simply close the window. There is no need to logout.